


Michelle

GUITARY

BOOK 1

By

Jayson F Witbooi



GUITARY

BOOK 1

(GUITAR MADE EASY)

Edited and Compiled By

Jayson Frank Witbooi

Published by:

Kiyzan Publications

St. John Street no. 03

Oudtshoorn

Western Cape, South Africa

T +2778 500 1898

E witboojayson@gmail.com

W <http://www.scoreexchange.com/profiles/2296>

Registered in South Africa

2nd Edition

Copyright C. 2015. This book and its underlying components must under no circumstances be copied without proper permission and sanctioning

GUITARY

BOOK 1

(GUITAR MADE EASY)

INDEX



1. Front cover
2. Preface (info, background & CD)
3. Lesson 01: The Bass and Treble string
4. Lesson 02: Various string Exercises
5. Lesson 03: Chordial: Plucking stacked chords
6. Lesson 04: Notes and Fingers on the L.H. Bas Register
7. Lesson 05: The 3rd note with on the L.H. Bas Register
8. Lesson 06: The easiest cord = E minor Chord
9. Lesson 07: 3 related Chords to E minor Chord
10. CATALOGUE

BY

JAYSON FRANK WITBOOI <http://www.scoreexchange.com/profiles/2296>

Preface:

This book is design to supplement and compliment the course material of violin book one. It gives studies on hymns and standard interpretations and suggestions on playing the violin in a classic approach.

This Books is part of a series of seven books that discuss and interpret study material up until a Grade 3 standard.

Other material for group or ensemble playing is also available in collaboration and complementation with this material. You can visit the following website:

<http://www.sheetmusicplus.com/title/19924700>

The first publication version of the Vimy for violin studies and exercises were publicised in 2007 and were part of a greater rage with other instruments (Violin Cello, Viola, Clarinet, Silver flute, Recorder Soprano- Alto- Tenor- Bass versions, Trumpet, Trombone and Saxophone) with their exercise booklets which came with its own series of seven books and its own CD. We are busy with the upgrading of the material and when editing, upgrading, and loading is done we will publicised it on GUMTREE and OLX on the internet.

For other services like stated below please feel free to contact me:

- Compositions and scoring
- Recording for hymns or accompaniments for congregations or singers
- Making Videos and streamlining it for you tube
- Live Back ground music and accompaniment for weddings and restaurants
- Selling and reselling of instruments and tutorial material



GUITARY

BOOK 1

(GUITAR MADE EASY)

TUTORIAL EXERCISES



CD

CLASSICAL GUITAR BUILD!

1. GUITAR BODY CONSTRUCTION:

- 6 STRINGS - E A D G B (MIDDEL B) E
- 6 STEM SCREWS OR TUNING PEGS
- GUITAR FINGER BORD WITH FRETS
- GUITAR NECK
- GUITAR SOUNDBOARD WITH SOUND HOLE
- INNER LININGS: SOUND POST

2. GUITAR POSITION

- There are more than 3 guitar positions:

Sitting with the guitar neck to the Left hand side (Right hand Playing)

Sitting with the guitar neck to the Right hand Side (Left hand Playing)

Standing Position (Require a neck strep)

- There are 2 arm positions in Classical guitar:

* Standard: Give a Louder and Brighter sound effect

*Harp : Give a more harps softer sound effect because your hand is being placed

3. RIGHT HAND POSITION

- The right hand has 5 fingers
- This 5 fingers is being used to express to various playing approaches
- 4 of the 5 fingers is being focused on for elementary and intermediate Acoustic guitar playing
- * 1st finger: Thumb
- * 2ND finger: Index
- * 3RD finger: Middle
- * 4TH finger: Ring
- Figurative Suggestion for Fingers for voicing:
- *BASS-TENOR/LOWER STRINGS/ ACCOMPANYING REGISTER:

5. LEFT HAND POSITION

- The Left hand has 4 fingers
- The thumb is not being used, at least not in conventional guitar playing
- The fingers is being placed between the frats for "FORM" Chords and melodies (Intervals)
- The Standard Acoustic Guitar has 19 Frets altogether and requires that the left hand play in various positions, higher and lower positions according to the motive, pitch, genre and conventionality of the music.
- The Left hand will in his fundamental and intermediate phase, only focus on creating or forming chords and melodies
- There are various ways of how to read and write guitar music, here are a few:
 - * Classical staff notation
 - * Tab notation
 - * Tab chords
 - * Jazz staff notation


Guitar Lesson 1

Adagio = 60

Cd Track: 1

Jayson Frank Witbooi

R.H. Treble Fingers: 2 3 4 2 3 4 2 3 4

Guitar 

R.H. Treble Fingers: E

R.H. Treble Fingers: 1 1 1 1

**When the Bass and treble stings are
being played closely combined in a Music Bar
It will look like this:**

Guitar Lesson 2

Adagio=60

Jayson Frank Witbooi

Ex. 1

Ex. 2

R.H Treble Fingers:

2 3 4

Guitar

R.H Treble Fingers:

1

Ex. 3

Ex. 4

Guit.

Guit.

Adagio=60

Guitar lesson 3

Chordian Pluck exercise

When TREBLE strings are being played combined in a MUSIC BAR/MEASURE It will look like this:

All the treble notes must be plucked together at the same time

They are staked on each other

Treble Fingers:

Guitar

8

Strings: E A D E

Bass Fingers: 1 1 1 1

Never forget to count,
Count yourself in before you play

Guitar Lesson 4

Notes and Fingers on the
Left hand Bass Register

Jayson Frank Witbooi

Guitar Strings:

E---/---/---/0
B---/---/---/0
G---/---/---/0
D---/---/---/0
A---/---/---/0
E---/---/---/0

Guitar Strings:

E---/---/---/0
B---/---/---/0
G---/---/---/0
D---/---/---/0
A---/---/---/0
E---/1/---/

Guitar Strings:

E---/---/---/
B---/---/---/
G---/---/---/
D---/---/---/
A---/---/---/
E---/---/---/

Guitar Strings:

E---/---/---/
B---/---/---/
G---/---/---/
D---/---/---/
A---/1/---/
E---/---/---/

Left Hand:

Guitar

Right Hand:

1 1 1 1 1 1

Guit.

Guitar Strings:

E---/---/---/
B---/---/---/
G---/---/---/
D---/1/---/
A---/---/---/
E---/---/---/

Guitar lesson 5

The 3 Note on the Bas Register
CD: Track 5

Adagio= 60

Left Hand Fingers: ③ ① ③ ① ③

Right Hand Fingers: 1 1 1 1 1

Guitar

String: E F# E A B

Guit.

C# D E F#

Guitar lesson 5

The 3rd Note on the Bas Register
CD: Track 5

Adagio= 60

Left Hand Fingers: ③ ① ③ ① ③

Right Hand Fingers: 1 1 1 1 1

Guitar

String: E F# E A B

Guit.

8 C# D E F#

Remeber!

**Right hand is the hand that pluck or strum
Left hand is the hand that Chords press the Chords**

Lesson 7

The other relative Chords

CD: Track 7

Guitar Strings:

E-----/-----/

B-----/-----/

G-----/-----/

D-----/2-----/

A-----/1-----/

E-----/-----/

Guitar strings:

E-----/-----/

B-----/1-----/

G-----/2-----/

D-----/2-----/

A-----/-----/

E-----/-----/

Guitar strings:

E-----/2-----/

B-----/4-----/

G-----/1-----/

D-----/-----/

A-----/-----/

E-----/-----/

Guitar Strings:

E-----/-----/

B-----/-----/

G-----/-----/

D-----/2-----/

A-----/1-----/

E-----/-----/

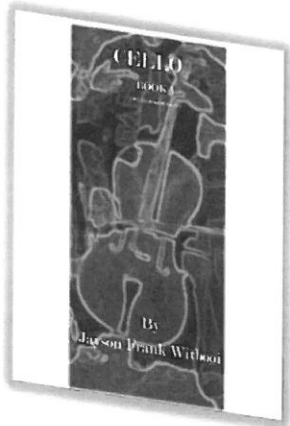
Guitar

1

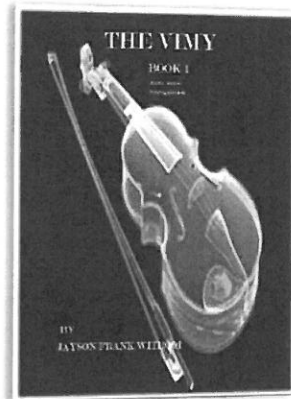
Eminor Aminor Dmajor Eminor

CATALOGUE OF INSTRUMENTAL STUDY COURSES

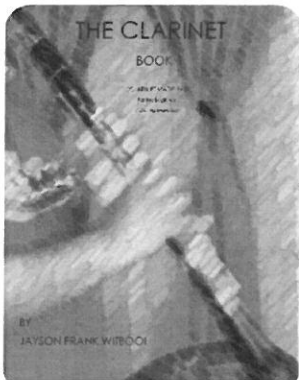
By
JAYSON FRANK WITBOOI
Learning Material
 with **BOOK and CD - 1st**
Series:



CELLO COURSE
 R150.00
 \$20.00



VIOLIN COURSE
 R150.00
 \$20.00



CLARINET COURSE
 R150.00
 \$20.00



PIANO COURSE
 R150.00
 \$20.00



GUITAR COURSE R150.00
 \$20.00



RECORDER COURSE R150.00
 \$20.00

TRUMPET COURSE
 R150.00
 \$20.00



CATALOGUE OF ADDISIONAL PERFORMING MATERIAL

By

JAYSON FRANK WITBOOI

Material with BOOK and CD - 1st Follow up Editions:



The Trumpet Sonata

In F major



By

Jayson Frank Witbooi

THE TRUMPET SONATA

R 70.00

R10.00

Tunes For Jesus

For
Keyboard and Instruments



By

Jayson F. Witbooi

TUNES FOR JESUS
SONATORIUM

R170.00

The Carlo
Recorder Sonata 1



By

Jayson Frank Witbooi

THE CARLO
RECORDER SONATAS

R45.00



Guitar Trio

For

Guitar, Violin, Trumpet


By

Jayson Frank Witbooi

GUITAR TRIO: VIOLIN,
TRUMPET AND
GUITAR

R150.00

S 35.00



The Lord Shall Provide...

Duets for Voice
& Accompaniment

By

Jayson Frank Witbooi

THE LORD SHALL
PRVIDE: FOR VOICE
AND PIANO

R250.00

S45.00

**Cello
Sonata**



By

Jayson Frank Witbooi

CELLO SONATA

R60.00

S20.00

Guitar Book 1

For

The Guitar

The Guitar Book 1 sole focus is on the development
In cognitive and motoric functions.

The simple exercises is to navigate the position of the guitar
and the strings. This book is the systematic approach to classical
guitar playing.

There is a lot of material written for solo guitar, and additional
Guitar material is written for the instrument for various occasions
like for Christmas, Weddings and Corporate events.

Guitar lesson 5
The 3rd. Note on the 3rd Register
CD 10A.13

Adagio= 60

Left Hand Fingers: ① ② ③ ④ ⑤
Right Hand Fingers: ① ② ③ ④ ⑤


Guitar

String: 1 2 3 4 5 6

Guit

C# D E F#

Remember!
Right hand is the hand that pluck or strum
Left hand is the hand that press the Chords



CONTACT DETAILS:

JAYSON FRANK WITBOOI

