

# THE VIMY

## BOOK 1

For the Beginner

(Tutoring exercises)



BY  
JAYSON FRANK WITBOOI

# THE VIMY

For  
VIOLIN

Arranged, Edited and Compiled By

**Jayson Frank Witbooi**

Published by:

Kiyzan Publications

St. John Street no. 03

Oudtshoorn

Western Cape, South Africa

T +2778 500 1898

E [witbooijayson@gmail.com](mailto:witbooijayson@gmail.com)

W <http://www.scoreexchange.com/profiles/2296>

Registered in South Africa

2<sup>nd</sup> Edition

Copyright C. 2015. This book and its underlying components must under no circumstances be copied without proper permission and sanctioning

# THE VIMY

For

VIOLIN

## INDEX

- i. Index
- ii. Quick Read
- iii. The Book's CD
1. Front cover
2. Preface (info, background & CD)
3. Piece 01: Recorder Studies of Excercises
4. Piece 02: Jesus Lord we Look to thee
5. Piece 03: Mighty God we praise thy Name
6. Piece 04: Forth in Thy name
7. Piece 05: Praise my soul the king of heaven
8. Piece 06: Amazing grace
9. Piece 07: Ode Joy
10. Contact Details

## QUICK READ:

Hi there and welcome to this Journey of a Book, well this a Piano Book like no other because it deal with strange combinations of sounds and instruments. This book a Combinations of Instrumental accompaniment and solo and mixed with modern technology it makes it a fun experience to listen to, play and enjoy, perfect for Thanksgiving and Christmas!!!

This Book is created in addition to existing Piano and Organ Material and stand as a performance program for children or beginners that can be performed in church or in a concert. All the pieces in this book are known hymns that everybody know and have enjoy.

There are various instrument Families and only a few are known and most played. In this book the String (violin and guitar), woodwind (Recorders and Oboe), keys (Piano. Clavinet and Organ) and brass wind (trumpet and Trombone) instruments. The instrumental Solo parts range from easy to very difficult. Be cautious for playing unprepared some solo parts can take a whole year to master and interpret correctly.

The arrangements on its own can be played as suggested or it can be played other instruments. Some 3 part arrangements can played by advanced organist by 2 manuals and pedals. So this Book Serve 3 purposes and that is to new Material, Instrumental Solos and a full scale Arrangements for full Organ.

# THE VIMY

For  
VIOLIN

## The CD



Second Time time bow:  
down bow

# Technical exercises

Violin tech training

J F Witbooi

Drill 1

Drill 2

Musical notation for Drill 1 and Drill 2. Drill 1 consists of four measures of a half note on G4, each with a 'pizz.' (pizzicato) marking above and a 'demp.' (damping) marking below. Drill 2 consists of four measures of a half note on G4, each with a square bowing symbol above. The notation includes repeat signs and a final up-bow symbol (V) at the end.

Third Repeat: Up bow

Drill 3

Musical notation for Drill 3, labeled 'Vlc.' and starting at measure 18. It features a sequence of notes on G4 with up-bow symbols (V) above and square bowing symbols above. The notation includes repeat signs and a final up-bow symbol (V) at the end.

Drill 4

Musical notation for Drill 4, labeled 'Vlc.' and starting at measure 32. It shows a single note on G4 with a square bowing symbol above.

Third Repeat: Mix the bowing structures  
Down Bow: ▣  
Up bow: V  
as in Drill 4

Pizz.= Pizzicato, meaning to Pluck to string  
Demp.= Damping, meaning to silence the string  
that it dont vibrates after the note has been  
plucked or played

# Hymn 1

Cd:Track 2

Composer unknown,  
arranged by Jayson Frank Witbooi  
Kiyzan publications

<http://scoreexchange.com/profiles/2296>

**down bow (DB)= stroking down**  
**upbow (UB)= stroking up**  
**rest= mute the string for silence**

Adagio

DB

UB

Violin

Piano

7

Vln.

Pno.

# Hymn 2

CD: Track 3

unknown, arranged by Jayson F Witbooi

**Upbeat: When there is a note  
in front of the barline  
at a beginning of a piece!  
You apply an upbow**

Adagio

Violin

Piano

**Inbetween notes where there is rests,  
you can lift your hand up or down  
on the rest!!!**

Vln.

Pno.

Vln.

Pno.

# Hymn 3

CD: Track 4

All of the violin strings is being used in the piece, look out for melody similarities

unknown arranged by Jayson Frank Witbooi

Adagio

Violin

Piano

Musical notation for measures 1-8. The Violin part starts with a whole rest, followed by a melodic line. The Piano part provides harmonic accompaniment with chords and moving lines in both hands.

Vln.

Pno.

Musical notation for measures 9-15. The Violin part continues its melodic line. The Piano part features a more active bass line with some chromaticism.

Vln.

Pno.

Musical notation for measures 16-18. The Violin part has a few notes before a double bar line. The Piano part continues with chords and a final cadence.

# Hymn 4

CD: Track 5

unknown arranged by Jayson Frank Witbooi

Adagio

Violin

Piano

This system contains the first seven measures of the piece. The Violin part is in 4/4 time and remains silent for the first five measures, then enters with a series of quarter notes: G4, A4, B4, C5, D5, E5, F5, G5. The Piano accompaniment consists of a steady eighth-note bass line in the left hand and a block-chord accompaniment in the right hand. The chords are primarily triads and dyads, with some chromatic movement in the right hand.

Vln.

Pno.

This system contains measures 8 through 14. The Violin part begins with a quarter rest, then plays a melodic line of quarter notes: G4, A4, B4, C5, D5, E5, F5, G5, followed by a half note G5. The Piano accompaniment continues with the same rhythmic pattern as in the first system, providing harmonic support for the violin's entry.

Vln.

Pno.

This system contains measures 15 through 19. The Violin part continues its melodic line with quarter notes: G4, A4, B4, C5, D5, E5, F5, G5, followed by a half note G5. The Piano accompaniment concludes the piece with a final chord in the right hand and a quarter rest in the left hand.

# Hymn 5

CD: Track 6

unknown arranged by Jayson Frank Witbooi

Adagio

This piece focus on the first finger stop on the G string

Violin

Piano

This is a bowlift symbol,  
it means to lift the bow, up or down,  
between the same bowings

Vln.

Pno.

Vln.

Pno.

# Hymn 5

CD: Track 6

unknown arranged by Jayson Frank Witbooi

Adagio

The upbeat, interpreted by the upbow

Violin

Piano

This is a bowlift symbol,  
it means to lift the bow, up or down,  
between the same bowings

Vln.

Pno.

Vln.

Pno.

# Hymn 6

CD: Track 7

unknown

arr by Jayson Frank Wibooi

**Andante**

Violin

Piano

Musical notation for Violin and Piano, measures 1-8. The Violin part starts with a whole rest for the first four measures, then plays a sequence of quarter notes: G4, A4, B4, C5, B4, A4, G4. The Piano accompaniment consists of chords in the right hand and a bass line in the left hand.

**Your hand must lift up or down,  
like an upbow or a down bow  
on a rest**

Vln.

Pno.

Musical notation for Violin and Piano, measures 9-16. The Violin part begins with a whole rest in measure 9, then plays quarter notes: G4, A4, B4, C5, B4, A4, G4. The Piano accompaniment continues with chords and a bass line.

Vln.

Pno.

Musical notation for Violin and Piano, measures 17-20. The Violin part plays quarter notes: G4, A4, B4, C5, B4, A4, G4. The Piano accompaniment concludes with chords and a bass line.

# Hymn 7

CD: Track 8

**This piece is left without any interpretations or notes,  
its totally up to the students knowledge  
to determine the piece**

unknown arr by Jayson Frank Wibooi

Adagio

Violin

Piano

Musical notation for the first system, measures 1-6. The Violin part is in treble clef with a key signature of one sharp (F#) and a 4/4 time signature. It starts with a whole rest for the first four measures, followed by a repeat sign and a half note G4, quarter note A4, quarter note B4, quarter note C5. The Piano part is in grand staff (treble and bass clefs) with the same key signature and time signature. It features a steady accompaniment of chords and moving lines in both hands.

Vln.

Pno.

Musical notation for the second system, measures 7-13. The Violin part begins at measure 7 with a half note G4, quarter note A4, quarter note B4, quarter note C5, followed by a repeat sign and a half note G4, quarter note A4, quarter note B4, quarter note C5. The Piano part continues with its accompaniment, including a key signature change to two sharps (F# and C#) at measure 11.

Vln.

Pno.

Musical notation for the third system, measures 14-18. The Violin part starts at measure 14 with a half note G4, quarter note A4, quarter note B4, quarter note C5, followed by a repeat sign and a half note G4, quarter note A4, quarter note B4, quarter note C5. The Piano part concludes the piece with its accompaniment.

# CATALOGUE OF INSTRUMENTAL STUDY COURSES

By  
JAYSON FRANK WITBOOI

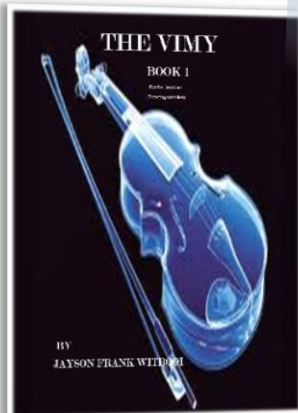
Learning Material with **BOOK** and **CD** - 1<sup>st</sup> Series:



## CELLO COURSE

R150.00


\$20.00



## VIOLIN COURSE

R150.00


\$20.00



## CLARINET COURSE

R150.00


\$20.00



## PIANO COURSE

R150.00


\$20.00



## TRUMPET COURSE

R150.00

\$20.00



## RECORDER COURSE

R150.00

R150.00

\$20.00



GUITAR COURSE R150.00

\$20.00

# CATALOGUE OF ADDITIONAL PERFORMING MATERIAL

By

JAYSON FRANK WITBOOI

Material with **BOOK and CD** - 1<sup>st</sup> Follow up Editions:



## *The Trumpet Sonata*

*In F major*



By

*Jayson Frank Witbooi*

THE TRUMPET SONATA

R 70.00

R10.00

## Tunes For Jesus

For  
Keyboard and Instruments



By

Jayson F. Witbooi

TUNES FOR JESUS  
SONATORIUM

R170.00

\$45.00

## The Carlo Recorder Sonata 1



By

Jayson Frank Witbooi

THE CARLO  
RECORDER SONATAS

R45.00

\$15.00

## Guitar Trio

For  
Guitar - Violin - Trumpet

By

*Jayson Frank Witbooi*


GUITAR TRIO: VIOLIN,  
TRUMPET AND  
GUITAR

R150.00

\$35.00

## The Lord Shall Provide...

Duets for Voice  
& Accompaniment



By

Jayson Frank Witbooi

THE LORD SHALL  
PRVIDE: FOR VOICE  
AND PIANO

R250.00

\$45.00

## Cello Sonata



By

Jayson Frank Witbooi

CELLO SONATA

R60.00

\$20.00

# THE VIMY

## For VIOLIN

Tunes for Jesus is a Piano Book with Instrumental Solos on 20 well-known Themes. Easy Piano Arrangements suited for beginners suited to use for church and concerts, perfect for Thanksgiving and Christmas

The instrumental part vary from easy to very difficult Suited for intermediate to advance instrumentalist. Tunes for Jesus comes with a hear-sing-play-along CD which host the tracks of the pieces that takes you also on a journey through the sounds of the orchestra and Baroque times.

Some 3-Part Arranges in the Book is Aimed at the Full Organ for the well abled Organists suitable for Choral Preludes

### Hymn 6

CD: Track 7

unknown

arr by Jayson Frank Wibooi

Andante

Violin

Piano

Your hand must lift up or down, like an upbow or a down bow on a rest

Vln.

Pno.

Vln.

Pno.

